








# Uganda (2000-2020)

## Number of historical MDA rounds for Lymphatic filariasis (Geographic coverage)

Lymphatic filariasis > MDA/PC rounds > Historical MDA rounds

-  Non-endemic
-  Endemicity unknown
-  MDA not delivered - Endemic
-  < 5 rounds
-  ≥5 rounds
-  Under post-intervention surveillance
-  No data available

Boundaries, names and designations used here do not imply expression of WHO opinion concerning the legal status of any country, territory or area, or of its authorities, or concerning delimitation of frontiers or boundaries. Dotted / dashed lines represent approximate border lines for which there may not yet be full agreement.

### Data Source:

Data provided by health ministries to ESPEN through WHO reporting processes. All reasonable precautions have been taken to verify this information

Copyright 2023 WHO. All rights reserved. Generated 19 September 2023

