


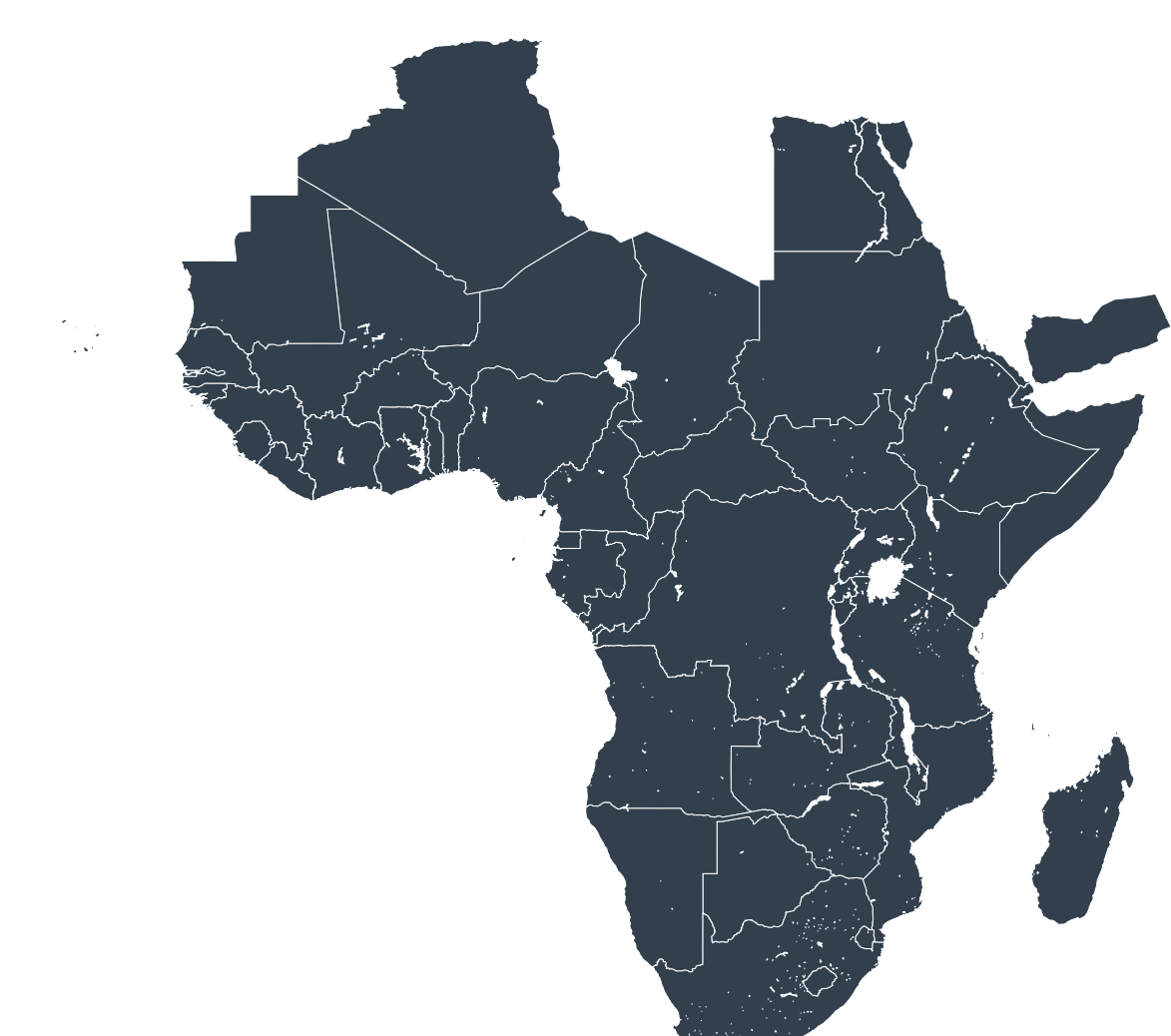

Mauritius (2013)

Access to improved sanitation (model estimates)



Boundaries, names and designations used here do not imply expression of WHO opinion concerning the legal status of any country, territory or area, or of its authorities, or concerning delimitation of frontiers or boundaries. Dotted / dashed lines represent approximate border lines for which there may not yet be full agreement.

WASH > Access to sanitation > Improved sanitation



Data Source: WaSH estimates produced by the Local Burden of Disease WaSH Collaborators using geostatistical models incorporating data from household surveys and censuses. DOI: [https://doi.org/10.1016/S2214-109X\(20\)30278-3](https://doi.org/10.1016/S2214-109X(20)30278-3)

Copyright 2022 WHO. All rights reserved. Generated 29 September 2022