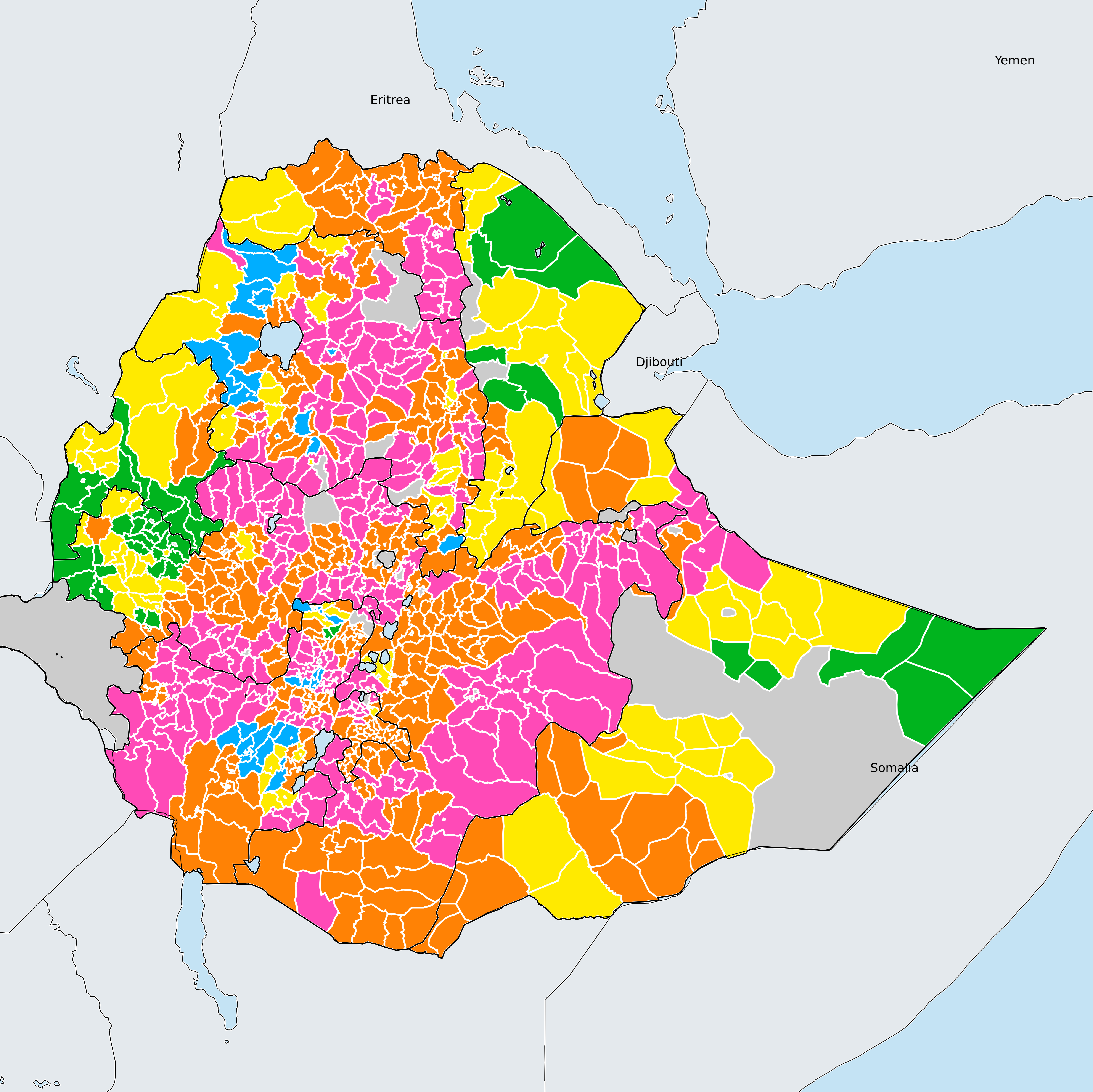









Ethiopia (2016)

Prevalence of TF



TF prevalence

-  < 5%
-  5 - 9.9%
-  10 - 29.9%
-  30 - 49.9%
-  ≥50%
-  Suspected endemic
-  < 5% (under post-MDA surveillance)

Boundaries, names and designations used here do not imply expression of WHO opinion concerning the legal status of any country, territory or area, or of its authorities, or concerning delimitation of frontiers or boundaries. Dotted / dashed lines represent approximate border lines for which there may not yet be full agreement.

Data Source:
Data provided by health ministries to ESPEN through WHO reporting processes. All reasonable precautions have been taken to verify this information
Copyright 2022 WHO. All rights reserved. Generated 06 October 2022

