







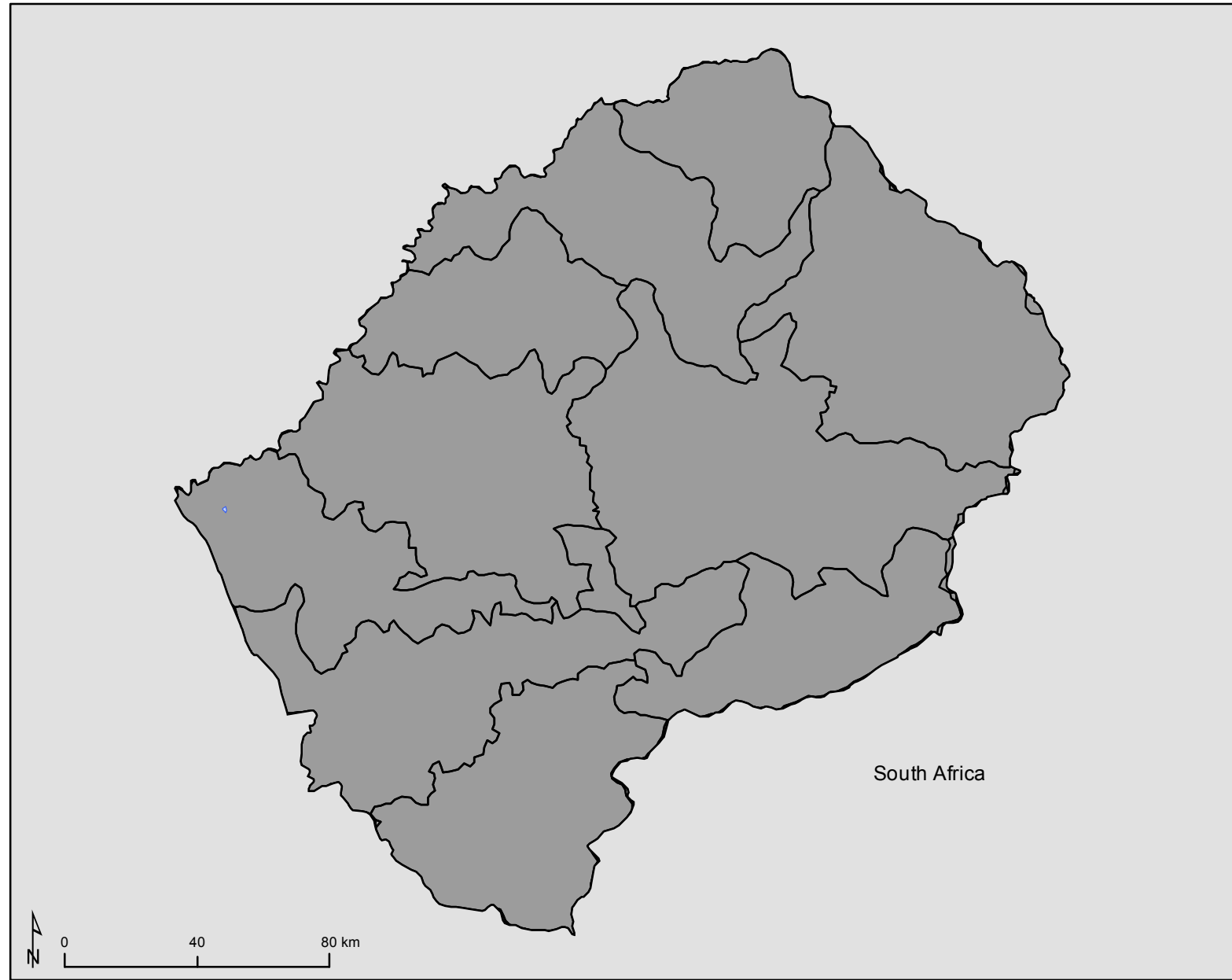
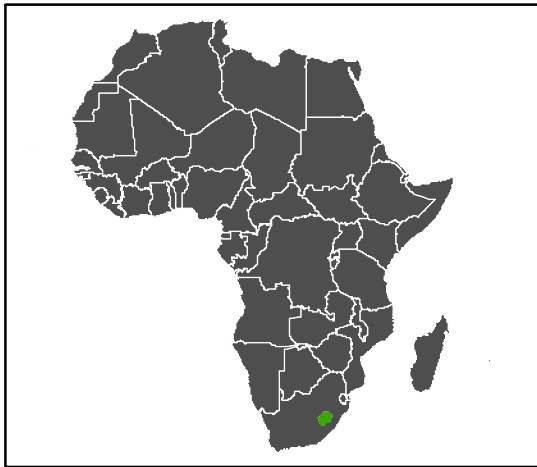
# Status of Onchocerciasis Therapeutic MDA coverage (2015)

## Lesotho

### MDA status (2015) (Effective, $\geq 65\%$ coverage)

-  Not MDA or  $<65\%$
-  Effective MDA delivered
-  Under surveillance
-  Consider Oncho Elimination Mapping
-  Non endemic
-  Endemicity unknown (Under LF MDA)

Note: Including IVM+ALB MDA rounds conducted in LF endemic IU



Disclaimer: The boundaries and names shown and the designations used on this map do not imply the expression of any opinion whatsoever on the part of the World Health Organization concerning the legal status of any country, territory, city or area or of its authorities, or concerning the delimitation of its frontiers or boundaries. Dotted and dashed lines on maps represent approximate border lines for which there may not yet be full agreement.

Data source: Health Ministries & ESPEN partnership

Map production: ESPEN/AFRO/WHO NTD Mapping project funded by the Bill & Melinda Gates Foundation.

© WHO 2018. All rights reserved.